

NISSAN PATROL

Y61-A



PATROL

OWNER'S MANUAL

UTSC2-E7G0K



Printing: September 2008 (57)
Publication No.: OM7E-0Y61G0
Printed in Japan

Y61-A

Foreword

Welcome to the growing family of new NISSAN owners. This vehicle has been delivered to you with confidence. It has been produced using the latest techniques and strict quality control.

This manual was prepared to help you understand the operation and maintenance of your vehicle so that you may enjoy many kilometers (miles) of driving pleasure. Please read through this manual before operating your vehicle.

A separate warranty information booklet explains details about the warranties covering your vehicle.

Your NISSAN dealer knows your vehicle best. When you require any service or have any questions, we will be glad to assist you with the extensive resources available for you.

IMPORTANT SAFETY INFORMATION

REMINDERS FOR SAFETY!

Follow these important driving rules to help ensure a safe and complete trip for you and your passengers!

- **NEVER drive under the influence of alcohol or drugs.**
- **ALWAYS observe posted speed limits and never drive too fast for conditions.**
- **ALWAYS use your seat belts and appropriate child restraint systems.**
- **ALWAYS provide information about the proper use of vehicle safety features to all occupants of the vehicle.**
- **ALWAYS review this Owner's Manual for important safety information.**

WHEN READING THE MANUAL

This manual includes information for all options available on this model. Therefore, you may find some information that does not apply to your vehicle.


All information, specifications and illustrations in this manual are those in effect at the time of printing. NISSAN reserves the right to change specifications or design without notice and without obligation.

MODIFICATION OF YOUR VEHICLE


This vehicle should not be modified. Modification could affect its performance, safety or durability, and may even violate governmental regulations. In addition, damage or performance problems resulting from modification may not be covered under NISSAN warranties.

READ FIRST — THEN DRIVE SAFELY


Before driving your vehicle, read this Owner's Manual carefully. This will ensure familiarity with controls and maintenance requirements, assisting you in the safe operation of your vehicle.

Throughout this manual we have used the symbol  followed by the word **WARNING**. This is used to indicate the presence of a hazard which may cause the possibility of a personal injury or other damage and must be followed precisely.

The word **CAUTION** is also used throughout the manual to indicate the presence of a hazard that could cause minor or moderate personal injury or damages to your vehicle. To avoid or reduce the risk, the procedures must be followed carefully.



If you see this symbol, it means **"Do not do this"** or **"Do not let this happen"**.




If you see a symbol similar to these in an illustration, it means the arrow points to the front of the vehicle.




Arrows in an illustration that are similar to these indicate movement or action.



Arrows in an illustration that are similar to these call attention to an item in the illustration.

For descriptions specified for four-wheel drive (4WD) models, a  mark is placed at the beginning of the applicable sections/items.

Failure to operate 4WD models correctly may result in loss of control or an accident. Be sure to read " DRIVING FOUR-WHEEL DRIVE (4WD) SAFELY" in the "5. Starting and driving" section.

©2007 NISSAN MOTOR CO., LTD.
TOKYO, JAPAN

Contents

Safety — seats, seat belts and supplemental restraint system	1
Instruments and controls	2
Pre-driving checks and adjustments	3
Display screen, heater and air conditioner, and audio system	4
Starting and driving	5
In case of emergency	6
Appearance and care	7
Maintenance and do-it-yourself	8
Technical information	9
Index	10

1 Safety — seats, seat belts and supplemental restraint system

Seats	1-2	Seat belt maintenance	1-21
Front seats	1-3	Child restraints.....	1-21
Rear seats	1-6	Precautions on child restraints usage.....	1-21
3rd seats	1-8	Universal child restraints for front passenger seat and rear seats (for Europe)	1-23
Head restraints.....	1-10	Installation of child restraint system.....	1-26
Armrest	1-10	Child restraint anchorage (Wagon model for Australia)	1-37
Seat belts	1-11	Supplemental restraint system	1-38
Precautions on seat belt usage.....	1-11	Front and side air bag system	1-38
Child safety.....	1-13	Driver air bag system	1-44
Pregnant women.....	1-14	Air bag warning labels	1-47
Injured persons.....	1-15	Air bag warning light	1-47
Center mark on seat belts	1-15		
Three-point type seat belts.....	1-15		
Two-point type seat belts	1-20		